


Drawing #026 - What is it?

Instructions: Recreate the picture by copying the components into the appropriate squares on blank grid sheet #4.




D6



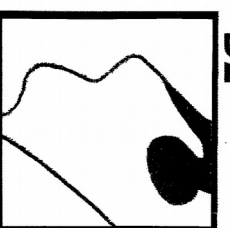
C5




B5




A4



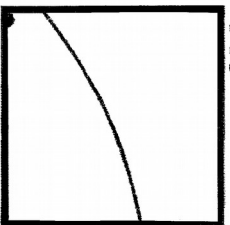
D2




C3



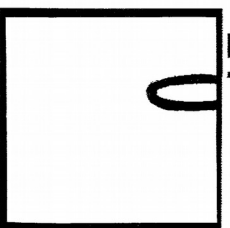
B2



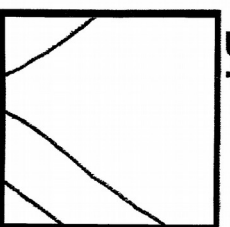
A6



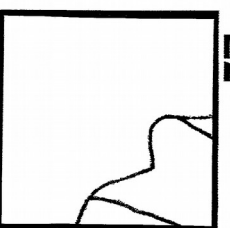
D1




E4



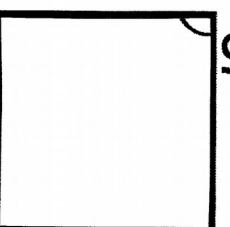
B4




E2



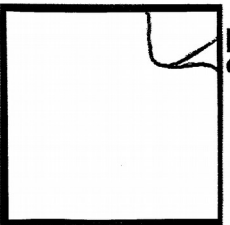
D5




C7



A3



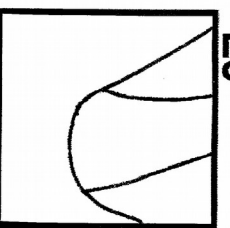
E6



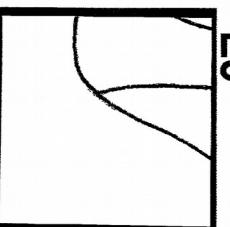
C2



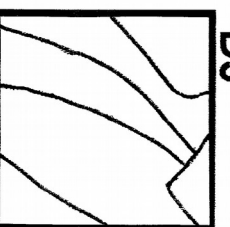
B1



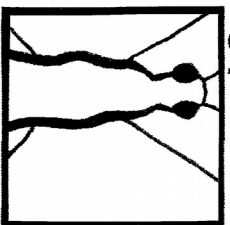
E5



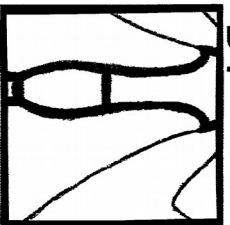
E3




D3




C4



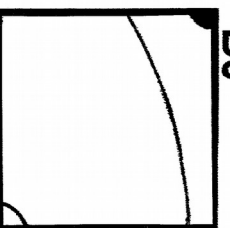
D4




A5



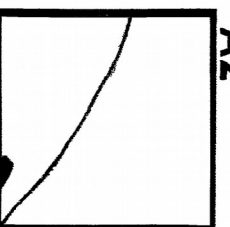
E7



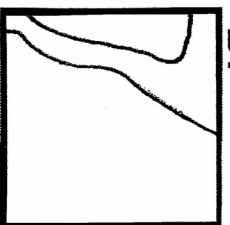
B6




D7



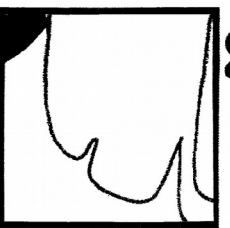
A2




B7



A1



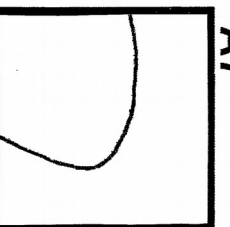
C6




E1



B3



A7



C1

Find more puzzles at: DrawingPuzzles.com

1

2

3

4

5

6

7

A

B

C

D

E

Grid Sheet #4

DrawingPuzzles.com